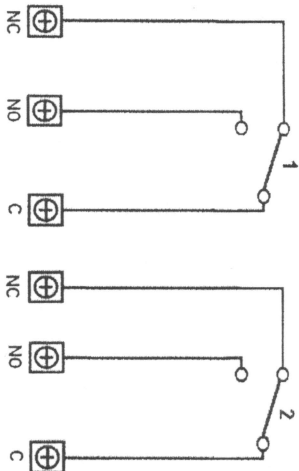



## SycALL CDP - Installation Instructions



On the back of the call point there are 6 screw terminals connected to the internal PCB (3 wires for each internal switch). Every single switch contact is accessible independently. Connect wires as suggested in the table below.

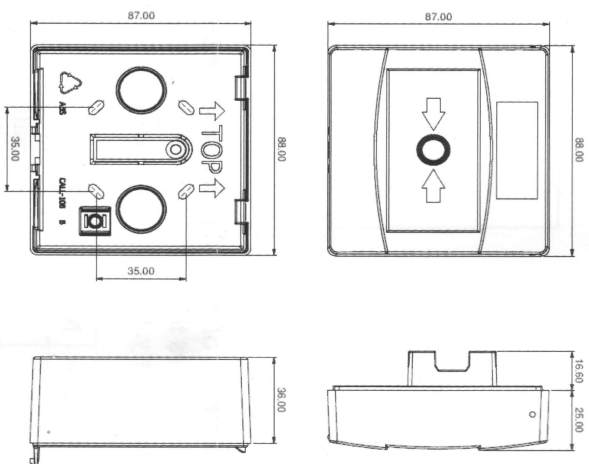
Positive	Negative	Description
NC	C	Normally close switch (open circuit when activated)
NO	C	Normally open switch (closed circuit when activated)

## Reset Instructions



Turn clockwise to reset

## Dimensions



## Technical Specifications

Insulation resistance	> 100 Mohm @ 500 VDC
Maximum current	3A @ 250 VAC
	5A @ 125 VAC
Cable Termination	0.5 – 2.5 mm <sup>2</sup>
Operating Temperature	-30 / +70 °C
Humidity	0 - 95 %
Material	ABS/Polycarbonate/PA6+glass fiber